

STAR VALLEY RANCH MEN'S GOLF ASSOCIATION

POLICY 005
Revision 04
Date: 06/03/2024

Title: RULES AND INFORMATION

1. Objective:

To provide basic guidelines as to rules to be followed in playing in Star Valley Ranch Men's Golf Association (SVRMGA) events. It should be noted that these rules are not complete; in the event of questions, the USGA Rules of Golf book or the club pro may be consulted. Rules must be followed by all in order to make the game fair for all.

2. Playing:

- 2.1 Except in some special events or special local (posted) rules, the United States Golf Association (USGA) rules shall apply. Players should obtain a copy of the rules and become familiar with them.
- 2.2 All fences bordering the golf courses are Out of Bounds (OB). White stakes around the course also define OB areas.
- 2.3 All roads except the road crossing Cedar Creek number #2 and #9 fairway are OB.
- 2.4 Water hazards (penalty areas) are marked with yellow stakes/lines. Lateral hazards are marked with red stakes/lines. These markings define the boundaries of the hazards. Red Hazard, if you elect to hit the ball within the hazard, you may move loose impediments or ground your club per USGA rules.
- 2.5 Play the ball as it lies: If relief is allowed due to ground under repair, burrowing animal hole, the ball may be picked up and dropped without penalty to an improved lie no closer to the hole. No "winter rules" allowed.

- 2.6 Ball hit to where it may be lost or out of bounds: to speed up play, player should announce and hit a provisional ball. The provisional ball may be played until you get to the area of the questionable ball. If the ball found is in bounds, it must be played. If it is lost or out of bounds, continue to play the provisional ball, adding stroke and distance penalties.
- 2.7 You may not hit a provisional ball if your ball may have gone into a hazard. If you do hit a second ball, that ball becomes the ball in play.
- 2.8 Refer to local rules posted outside the Pro Shop

3. Golf Carts

- 3.1 Only licensed drivers may operate golf carts on Star Valley Ranch properties, including the courses and all roads.
- 3.2 Only two riders per cart are allowed on the golf courses.
- 3.3 No riders are allowed on the exterior of the carts.
- 3.4 Carts must remain in the fairway and off private property. Carts should stay on cart paths where provided. For people that have difficulty walking, the 90 degree rule may be used.
- 3.5 All private carts must have current year trail fee sticker visible on cart.
- 3.6 Keep all carts at least 30 feet from greens and off the short grass in front of the greens.

4. Course Care

- 4.1 Replace all divots.
- 4.2 Repair ball marks on green. It is recommended that players carry a tool for this purpose.
- 4.3 Metal spikes are not allowed on the greens.
- 4.4 Players should report any activities that may be detrimental to the course.

- 4.5 Avoid unnecessary damage to course with practice swings.

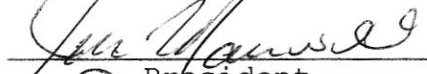
5. Etiquette and Practices


- 5.1 Adequate attire required; shirts must be worn at all times on the golf course.
- 5.2 Slow play-- Play "ready golf". Players must keep up with the players in front of you: There should not be a full open fairway in front of you at any time when the course is busy. Do not take excessive time in teeing off, making putts, or looking for lost balls. Slow play disrupts all who follow you. Be ready to play when it is your turn.
- 5.3 Be considerate of fellow golfers; do not talk or make noises when they are preparing to hit their balls. Give them room to swing, stay out of their line of play and do not walk on their putting line.


6. Score Cards and Posting


- 6.1 Score cards shall be properly completed: some games require totaling and/or calculating more than the gross scores. Players shall become familiar with the proper way to complete the cards when it is their turn to do so. Do not turn in incomplete cards. Score keepers shall sign cards, and have them attested.
- 6.2 Scores must be adjusted in accordance with USGA's World Handicap System before posting. That is, high scores on individual holes must be adjusted downward in accordance with one's handicap. The correction factors are normally posted.
- 6.3 Each player is responsible for assuring that his score is properly posted. Posting may be delegated to the SVRMGA Handicap Chairman, as determined by the SVRMGA Directors.

This policy has been reviewed and approved by the SVRMGA Board of Directors and becomes effective on the following date.

Approved:  6/7/2024
President Date

 6/10/24
Vice President Date

 6/7/2024
Secretary Date

 6/7/2024
Treasurer Date